

①

$$P = XY$$

$$P = (x)(8-x)$$

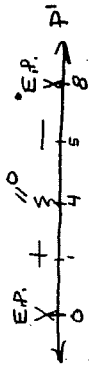
$$P = 8x - x^2$$

$$P' = 8 - 2x$$

$$8 - 2x = 0$$

$$2x = 8$$

$$x = 4$$



$$P = XY$$

$$P = (4)(4)$$

$$P = 16$$

$$x + y = 8$$

$$y = 8 - x$$

$$y = 8 - 4$$

$$y = 4$$

④ max!

②

$$P = x^3 y^2$$

$$P = x^3 (10-x)^2$$

$$P = x^3 (100 - 20x + x^2)$$

$$P = 100x^3 - 20x^4 + x^5$$

$$P' = 300x^2 - 80x^3 + 5x^4$$

$$300x^2 - 80x^3 + 5x^4 = 0$$


$$5x^2 (60 - 16x + x^2) = 0$$

$$5x^2 (x^2 - 16x + 60) = 0$$

$$5x^2 (x-10)(x-6) = 0$$

$$x=0 \quad x=10 \quad x=6$$

not in domain



⑨ max!

$$P = x^3 y^2$$

$$P = (6)^3 (4)^2$$

$$P = (216)(16)$$

$$P = 3456$$

← MAXIMUM product

Since there were no critical points that formed a minimum, the minimum value must be at an endpoint.

$$x=0: P = x^3 y^2$$

$$P = (0)^3 (8)^2$$

$$P = (0)(64)$$

$$P = 0$$

$$x=8: P = x^3 y^2$$

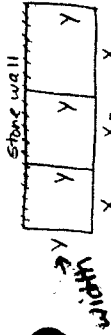
$$P = (8)^3 (2)^2$$

$$P = (512)(4)$$

$$P = 2048$$

← minimum product

4



$$P = 3x + 4y$$

$$600 = 3x + 4y$$

$$y = \frac{600 - 3x}{4}$$

$$x \geq 80$$

$$y \geq 40$$

x lengths

$$A = (3x)(y)$$

$$A = (3x)\left(\frac{600 - 3x}{4}\right)$$

$$A = \frac{1800x - 9x^2}{4}$$

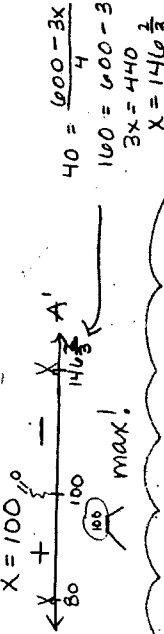
$$A' = \frac{1}{4}(1800 - 18x)$$

$$\frac{1}{4}(1800 - 18x) = 0$$

$$1800 - 18x = 0$$

$$18x = 1800$$

$$x = 100$$



Maximum area = $3xy$

$$= 3(100)(75)$$

$$= 22500 \text{ m}^2$$

* Minimum area \rightarrow must be at end point

$$x = 80: A = 3xy$$

$$= 3(80)(90)$$

$$= 21600 \text{ m}^2$$

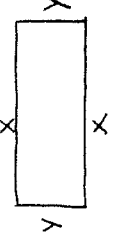
$$x = 146 \frac{2}{3}: A = 3xy$$

$$= 3(146 \frac{2}{3})(40)$$

$$= 17600 \text{ m}^2$$

The minimum area is 17600 m²

3



$$P = 2x + 2y$$

$$200 = 2x + 2y$$

$$y = \frac{200 - 2x}{2}$$

$$y = 100 - x$$

$$y = 100 - 50$$

$$y = 50 \text{ m.}$$

$$A = xy$$

$$A = x(100 - x)$$

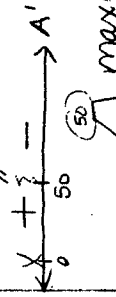
$$A = 100x - x^2$$

$$A' = 100 - 2x$$

$$100 - 2x = 0$$

$$2x = 100$$

$$x = 50 \text{ m.}$$

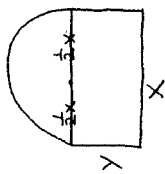


Maximum Area = xy

$$= (50)(50)$$

$$= 2500 \text{ m}^2$$

5



rect. semi-cir.

$$P = x + 2y + \frac{1}{2}\pi d$$

$$P = x + 2y + \frac{1}{2}\pi x$$

$$30 = x + 2y + \frac{1}{2}\pi x$$

$$y = \frac{30 - x - \frac{1}{2}\pi x}{2}$$

$$A = xy + \frac{1}{2}\pi r^2$$

$$A = xy + \frac{1}{2}\pi \left(\frac{1}{2}x\right)^2$$

$$A = xy + \frac{1}{8}\pi x^2$$

$$A = \left(\frac{30 - x - \frac{1}{2}\pi x}{2}\right) + \frac{1}{8}\pi x^2$$

$$A = \frac{1}{2}(30x - x^2 - \frac{1}{2}\pi x^2) + \frac{1}{8}\pi x^2$$

$$A' = \frac{1}{2}(30 - 2x - \pi x) + \frac{1}{4}\pi x$$

$$\frac{1}{2}(30 - 2x - \pi x) + \frac{1}{4}\pi x = 0$$

$$30 - 2x - \pi x + \frac{1}{2}\pi x = 0$$

$$30 - 2x - \frac{1}{2}\pi x = 0$$

$$30 = 2x + \frac{1}{2}\pi x$$

$$30 = x\left(2 + \frac{1}{2}\pi\right)$$

$$x = \frac{30}{2 + \frac{1}{2}\pi} = 8.401 \text{ ft.}$$

$$\leftarrow \frac{x}{0} + \frac{0}{8.401} \rightarrow A' \text{ (Graph } A' \text{ to get \# linesig)} \text{ MAX.}$$

$$y = \frac{30 - 8.401 - \frac{1}{2}\pi(8.401)}{2}$$

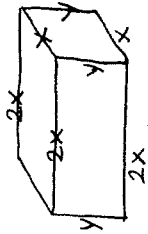
$$y = 4.201 \text{ ft.}$$

$$\text{Maximum area} = xy + \frac{1}{8}\pi x^2$$

$$= (8.401)(4.201) + \frac{1}{8}\pi(8.401)^2$$

$$= 63.008 \text{ ft}^2$$

6



$$V = lwh$$

$$V = (2x)(x)(y)$$

$$V = 2x^2y$$

$$72 = 2x^2y$$

$$y = \frac{36}{x^2}$$

left/right

$$+ 2[xy]$$

$$y = \frac{36}{x^2}$$

$$y = \frac{36}{x^2}$$

$$y = 4$$

front/back top/bottom

$$SA = 2[axy] + 2[ax^2] + 2xy$$

$$SA = 4xy + 4x^2 + 2xy$$

$$SA = 6xy + 4x^2$$

$$SA = 6x\left(\frac{36}{x^2}\right) + 4x^2$$

$$SA = \frac{216}{x} + 4x^2$$

$$SA' = -\frac{216}{x^2} + 8x$$

$$-\frac{216}{x^2} + 8x = 0$$

$$8x = \frac{216}{x^2}$$

$$8x^3 = 216$$

$$x^3 = 27$$

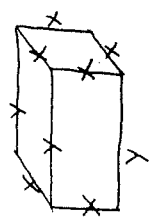
$$x = 3$$

$$\leftarrow \frac{x}{0} - \frac{0}{3} \rightarrow SA'$$

min.

Dimensions: 6ft x 3ft x 4ft.

Q



$$V = lwh$$

$$V = (y)(x)(x)$$

$$V = x^2 y$$

$$6400 = x^2 y$$

$$y = \frac{6400}{x^2}$$

base left/right

$$C = 3[xy] + 1[2x^2] + 1[2xy]$$

$$C = 3xy + 2x^2 + 2xy$$

$$C = 5xy + 2x^2$$

$$C = 5x \left(\frac{6400}{x^2} \right) + 2x^2$$

$$C = \frac{32000}{x} + 2x^2$$

$$y = \frac{6400}{x^2}$$

$$y = \frac{6400}{400}$$

$$y = \frac{6400}{400}$$

$$y = 16 \text{ ft.}$$

$$C' = -\frac{32000}{x^2} + 4x$$

$$-\frac{32000}{x^2} + 4x = 0$$

$$4x = \frac{32000}{x^2}$$

$$4x^3 = 32000$$

$$x^3 = 8000$$

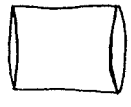
$$x = 20 \text{ ft.}$$

$$\leftarrow x = \frac{20}{2} + \rightarrow C'$$

20 min!

Dimensions: 16 ft x 20 ft x 20 ft.

8



$$V = \pi r^2 h$$

$$16\pi = \pi r^2 h$$

$$16 = r^2 h$$

$$h = \frac{16}{r^2}$$

$$SA = 2\pi r^2 + 2\pi r h$$

$$SA = 2\pi r^2 + 2\pi r \left(\frac{16}{r^2} \right)$$

$$SA = 2\pi r^2 + \frac{32\pi}{r}$$

$$h = \frac{16}{r^2}$$

$$h = \frac{16}{4}$$

$$h = \frac{16}{4}$$

$$h = 4 \text{ in.}$$

$$SA' = 4\pi r - \frac{32\pi}{r^2}$$

$$4\pi r - \frac{32\pi}{r^2} = 0$$

$$4\pi r = \frac{32\pi}{r^2}$$

$$4\pi r^3 = 32\pi$$

$$4r^3 = 32$$

$$r^3 = 8$$


$$r = 2 \text{ in.}$$

$$\leftarrow x = \frac{2}{2} + \rightarrow SA'$$

2 min!

Dimensions: radius = 2 in. height = 4 in.

9



$$V = \pi r^2 h$$

$$500 = \pi r^2 h$$

$$h = \frac{500}{\pi r^2}$$

$$T = 15 \left(\pi r^2 + 2\pi r h \right)$$

$$T = 15 \left(\pi r^2 + 2\pi r \left(\frac{500}{\pi r^2} \right) \right)$$

$$T = 15 \left(\pi r^2 + \frac{1000}{r} \right)$$

$$T' = 15 \left(2\pi r - \frac{1000}{r^2} \right) = 0$$

$$2\pi r - \frac{1000}{r^2} = 0$$

$$2\pi r = \frac{1000}{r^2}$$

$$2\pi r^3 = 1000$$

$$r^3 = \frac{500}{\pi}$$

$$r = \sqrt[3]{\frac{500}{\pi}} = 5.419 \text{ ft.}$$

$$\leftarrow x \quad \frac{1000}{5.419} + T'$$

5.419 min!

Dimensions (Size): radius = 5.419 ft.
height = 5.420 ft.

$$\text{Time} = 15 \left(\pi r^2 + \frac{1000}{r} \right)$$

$$= 15 \left(\pi (5.419)^2 + \frac{1000}{5.419} \right)$$

$$= 4151.858 \text{ minutes}$$

$$= 69.198 \text{ hours}$$

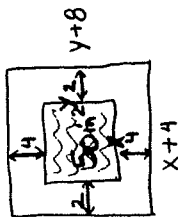
$$= 2.883 \text{ days}$$

$$h = \frac{500}{\pi r^2}$$

$$h = \frac{500}{\pi (5.419)^2}$$

$$h = 5.420 \text{ ft.}$$

10



$$50 = xy$$

$$y = \frac{50}{x}$$

$$y = \frac{50}{x}$$

$$y = 10$$

$$A = (x+4)(y+8)$$

$$A = (x+4) \left(\frac{50}{x} + 8 \right)$$

$$A = 50 + 8x + \frac{200}{x} + 32$$

$$A = \frac{200}{x} + 8x + 82$$

$$A' = -\frac{200}{x^2} + 8$$

$$0 = -\frac{200}{x^2} + 8$$

$$\frac{200}{x^2} = 8$$

$$8x^2 = 200$$

$$x^2 = 25$$

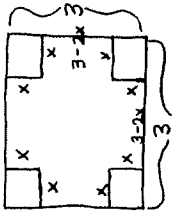
$$x = 5$$

no negative lengths.


$$\leftarrow x \quad \frac{100}{6} + T' \quad \rightarrow A'$$

Dimensions: 9 in. x 18 in.

11

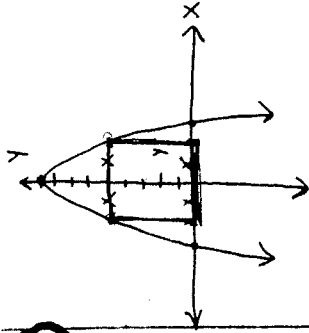


$$\begin{aligned}
 V &= lwh \\
 V &= (3-2x)(3-2x)(x) \\
 V &= (9-12x+4x^2)(x) \\
 V &= 9x-12x^2+4x^3 \\
 V' &= 9-24x+12x^2 \\
 12x^2-24x+9 &= 0 \\
 3(4x^2-8x+3) &= 0 \\
 3(4x^2-2x-2x+3) &= 0 \\
 3(2x(2x-1)-3(2x-1)) &= 0 \\
 3(2x-1)(2x-3) &= 0 \\
 x &= \frac{1}{2} \quad x = \frac{3}{2}
 \end{aligned}$$



$$\begin{aligned}
 V &= (3-2x)(3-2x)(x) \\
 V &= (3-1)(3-1)\left(\frac{1}{2}\right) \\
 V &= (2)(2)\left(\frac{1}{2}\right) \\
 V &= 2 \text{ ft}^3
 \end{aligned}$$

12



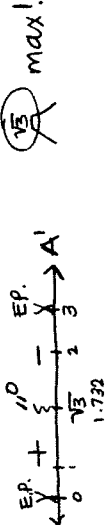
$$\begin{aligned}
 y &= -x^2 + 9 \\
 0 &= -x^2 + 9 \\
 x^2 &= 9 \\
 x &= \pm 3 \leftarrow \text{reject}
 \end{aligned}$$

$$\begin{aligned}
 y &= -(13)^2 + 9 \\
 y &= -3 + 9 \\
 y &= 6
 \end{aligned}$$

$$\begin{aligned}
 A &= bh \\
 A &= (2x)(y) \\
 A &= (2x)(-x^2 + 9) \\
 A &= -2x^3 + 18x
 \end{aligned}$$

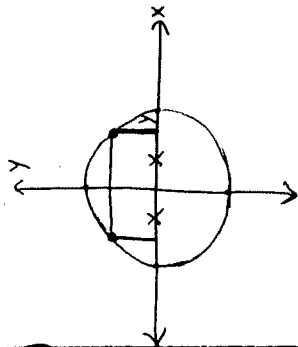
$$\begin{aligned}
 A' &= -6x^2 + 18 \\
 0 &= -6x^2 + 18 \\
 6x^2 &= 18 \\
 x^2 &= 3 \\
 x &= \pm\sqrt{3}
 \end{aligned}$$

no negative lengths.



$$\begin{aligned}
 A &= 2xy \\
 A &= 2(\sqrt{3})(6) \\
 A &= 12\sqrt{3} = 20.785 \text{ units}^2
 \end{aligned}$$

(13)



$x^2 + y^2 = 4$
 center $(0,0)$
 radius $= 2$.


$x^2 + y^2 = 4$
 $y^2 = 4 - x^2$
 $y = \pm \sqrt{4 - x^2}$

$A = bh$
 $A = (2x)(y)$
 $A = (2x)(\sqrt{4-x^2})$

$A' = (2x)(\frac{1}{2}(4-x^2)^{\frac{1}{2}}(-2x)) + (\sqrt{4-x^2})(2)$
 $\frac{-2x^2}{\sqrt{4-x^2}} + 2\sqrt{4-x^2} = 0$

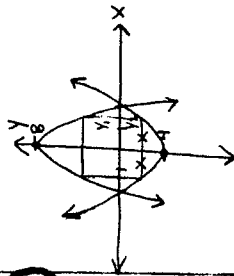
$-2x^2 + 2(4-x^2) = 0$
 $-2x^2 + 8 - 2x^2 = 0$
 $-4x^2 + 8 = 0$
 $4x^2 = 8$
 $x^2 = 2$
 $x = \pm \sqrt{2}$

no negative lengths.



$A = 2xy$
 $A = 2(\sqrt{2})(\sqrt{2})$
 $A = 4 \text{ units}^2$

(14)



$y_1: y = 8 - 2x^2$
 $0 = 8 - 2x^2$
 $2x^2 = 8$
 $x^2 = 4$
 $x = \pm 2 \leftarrow \text{used}$


$y_2: y = x^2 - 4$
 $0 = x^2 - 4$
 $x^2 = 4$
 $x = \pm 2 \leftarrow \text{used}$

this will have a negative value.
 To make it positive (distance), subtract the negative value.

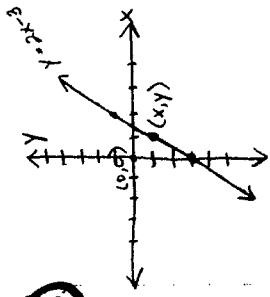
$A = bh$
 $A = (2x)(y_1 - y_2)$
 $A = (2x)(8 - 2x^2 - (x^2 - 4))$
 $A = (2x)(8 - 2x^2 - x^2 + 4)$
 $A = (2x)(12 - 3x^2)$
 $A = 24x - 6x^3$

$A' = 24 - 18x^2$
 $24 - 18x^2 = 0$
 $6(4 - 3x^2) = 0$
 $x = \pm \sqrt{\frac{4}{3}}$

no negative lengths.



$A = (2x)(12 - 3x^2)$
 $A = (2\sqrt{\frac{4}{3}})(12 - 3(\frac{4}{3}))$
 $A = (2\sqrt{\frac{4}{3}})(12 - 4)$
 $A = \frac{32}{\sqrt{3}} = 18.475 \text{ units}^2$



16

$$d = \sqrt{(y_2 - y_1)^2 + (x_2 - x_1)^2}$$

$$d = \sqrt{(y - 0)^2 + (x - 0)^2}$$

$$d = \sqrt{y^2 + x^2}$$

$$d^2 = y^2 + x^2$$

$$d^2 = (2x - 3)^2 + x^2$$

$$d^2 = 4x^2 - 12x + 9 + x^2$$

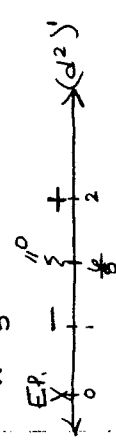
$$d^2 = 5x^2 - 12x + 9$$

$$(d^2)' = 10x - 12$$

$$10x - 12 = 0$$

$$2(5x - 6) = 0$$

$$x = \frac{6}{5}$$



The point on the line that is closest to the origin is $(\frac{6}{5}, -\frac{3}{5})$.

$y = 2x - 3$ ← helper

$$y = 2(\frac{6}{5}) - 3$$

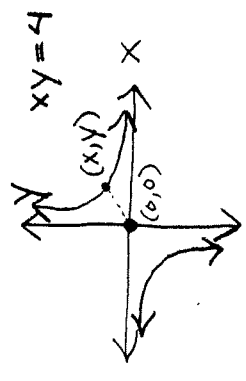
$$y = \frac{12}{5} - 3$$

$$y = \frac{12}{5} - \frac{15}{5}$$

$$y = -\frac{3}{5}$$

If distance is at a minimum, then the square of the distance is also a minimum. Use this idea to make the algebra simpler

17



$$y = \frac{4}{x}$$

$$D = \sqrt{(y_2 - y_1)^2 + (x_2 - x_1)^2}$$

$$D = \sqrt{(y - 0)^2 + (x - 0)^2}$$

$$D = \sqrt{y^2 + x^2}$$

$$D = \sqrt{(\frac{4}{x})^2 + x^2}$$

$$D = \sqrt{\frac{16}{x^2} + x^2}$$

$$D^2 = \frac{16}{x^2} + x^2$$

$$(D^2)' = \frac{(x^2)(0) - (16)(2x)}{x^4} + 2x$$

$$(D^2)' = -\frac{32}{x^3} + 2x$$

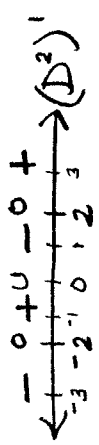
$$-\frac{32}{x^3} + 2x = 0$$

$$2x = \frac{32}{x^3}$$

$$2x^4 = 32$$

$$x^4 = 16$$

$$x = \pm 2$$



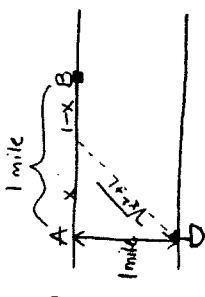
$$y = \frac{4}{x}$$

$$y = \frac{4}{2}$$

$$y = 2$$

Gives the same distance as $x = 2, y = 2$.

Minimum distance = $\sqrt{8}$



$$T_{\text{water}} = \sqrt{x^2 + 1} \text{ miles} \times \frac{1 \text{ hr}}{3 \text{ mks}} = \frac{\sqrt{x^2 + 1}}{3} \text{ hours}$$

$$T_{\text{land}} = (1-x) \text{ miles} \times \frac{1 \text{ hr}}{5 \text{ mks}} = \frac{1-x}{5} \text{ hours}$$

$$T = \frac{\sqrt{x^2 + 1}}{3} + \frac{1-x}{5}$$

$$T' = \frac{1}{3} \left(\frac{1}{2} (x^2 + 1)^{-\frac{1}{2}} (2x) \right) + \frac{1}{5}(-1)$$

$$T' = \frac{x}{3\sqrt{x^2 + 1}} - \frac{1}{5} = 0$$

$$\frac{x}{3\sqrt{x^2 + 1}} = \frac{1}{5}$$

$$3\sqrt{x^2 + 1} = 5x$$

$$9(x^2 + 1) = 25x^2$$

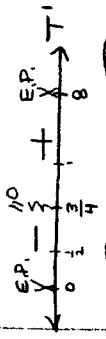
$$9x^2 + 9 = 25x^2$$

$$9 = 16x^2$$

$$\frac{9}{16} = x^2$$

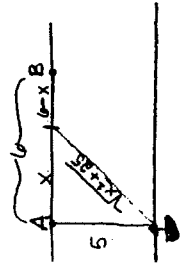
$$x = \pm \frac{3}{4}$$

no negative distances



The boat should land $\frac{3}{4}$ miles from point A

$\frac{3}{4}$ min!



$$T_{\text{water}} = \sqrt{x^2 + 25} \text{ miles} \times \frac{1 \text{ hour}}{2 \text{ miles}} = \frac{\sqrt{x^2 + 25}}{2} \text{ hours}$$

$$T_{\text{land}} = (6-x) \text{ miles} \times \frac{1 \text{ hour}}{4 \text{ miles}} = \frac{6-x}{4} \text{ hours}$$

$$T = \frac{\sqrt{x^2 + 25}}{2} + \frac{6-x}{4}$$

$$T' = \frac{1}{2} \left(\frac{1}{2} (x^2 + 25)^{-\frac{1}{2}} (2x) \right) + \frac{1}{4}(-1)$$

$$T' = \frac{x}{2\sqrt{x^2 + 25}} - \frac{1}{4} = 0$$

$$\frac{x}{2\sqrt{x^2 + 25}} = \frac{1}{4}$$

$$2\sqrt{x^2 + 25} = 4x$$

$$4(x^2 + 25) = 16x^2$$

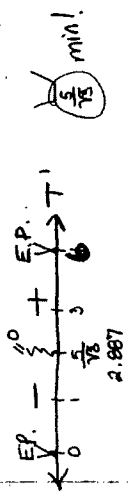
$$4x^2 + 100 = 16x^2$$

$$100 = 12x^2$$

$$x^2 = \frac{25}{3}$$

$$x = \pm \frac{5}{\sqrt{3}}$$

no negative distances



The man should land his boat 2.887 miles from point A.

$\frac{5}{\sqrt{3}}$ min!

19

18

20

$$y = ax^3 + bx^2 + cx + d$$

$$y' = 3ax^2 + 2bx + c$$

Local max. at $(-1, 10)$ means...

$$3a(-1)^2 + 2b(-1) + c = 0$$

$$3a - 2b + c = 0$$

*

$$y'' = 6ax + 2b$$

Inflection point at $(1, -6)$ means...

$$6a(1) + 2b = 0$$

$$6a + 2b = 0$$

*

$(-1, 10)$ means...

$$10 = a(-1)^3 + b(-1)^2 + c(-1) + d$$

$$10 = -a + b - c + d$$

*

$(1, -6)$ means...

$$-6 = a(1)^3 + b(1)^2 + c(1) + d$$

$$-6 = a + b + c + d$$

*

$$10 = -a + b - c + d$$

$$-1 \begin{array}{r} -6 = a + b + c + d \end{array}$$

$$10 = -a + b - c + d$$

$$+ \begin{array}{r} 6 = -a - b - c - d \end{array}$$

$$16 = -2a - 2c$$

← Try to eliminate d
since it is not in the
 y' or y'' equations.

*over→

$$16 = -2a - 2c$$

$$2c = -2a - 16$$

$$c = -a - 8$$

$$3a - 2b + c = 0$$

$$3a - 2b + (-a - 8) = 0$$

$$2a - 2b = 8$$

$$2a - 2b = 8$$

$$+ \begin{array}{r} 6a + 2b = 0 \end{array}$$

$$8a = 8$$

$$a = 1$$

$$c = -a - 8$$

$$c = -1 - 8$$

$$c = -9$$

$$2a - 2b = 8$$

$$2(1) - 2b = 8$$

$$-2b = 6$$

$$b = -3$$

$$10 = -a + b - c + d$$

$$10 = -1 - 3 + 9 + d$$

$$10 = 5 + d$$

$$d = 5$$

(21)

$$f(x) = 3x^2 - x^3$$

$$f'(x) = 6x - 3x^2 \quad \leftarrow \text{Maximize}$$

$$f''(x) = 6 - 6x$$

$$6 - 6x = 0$$

$$6x = 6$$

$$x = 1$$

$$\begin{array}{c} + \quad 0 \quad - \\ \leftarrow \quad | \quad | \quad | \quad \rightarrow \\ \quad \quad 0 \quad 1 \quad 2 \end{array} \rightarrow f''(x)$$

max!

$$\begin{aligned} f'(1) &= 6(1) - 3(1)^2 \\ &= 6 - 3 \\ &= 3 \end{aligned}$$

The maximum value
of the derivative
is $f'(1) = 3$.