



# GOLD MEDALIST OF THE WEEK



\_\_\_\_\_

Name

Picture or Self Portrait

Important Information

Birthday \_\_\_\_\_

Family Members \_\_\_\_\_

\_\_\_\_\_

Pets \_\_\_\_\_

Fabulous Fact About You

\_\_\_\_\_

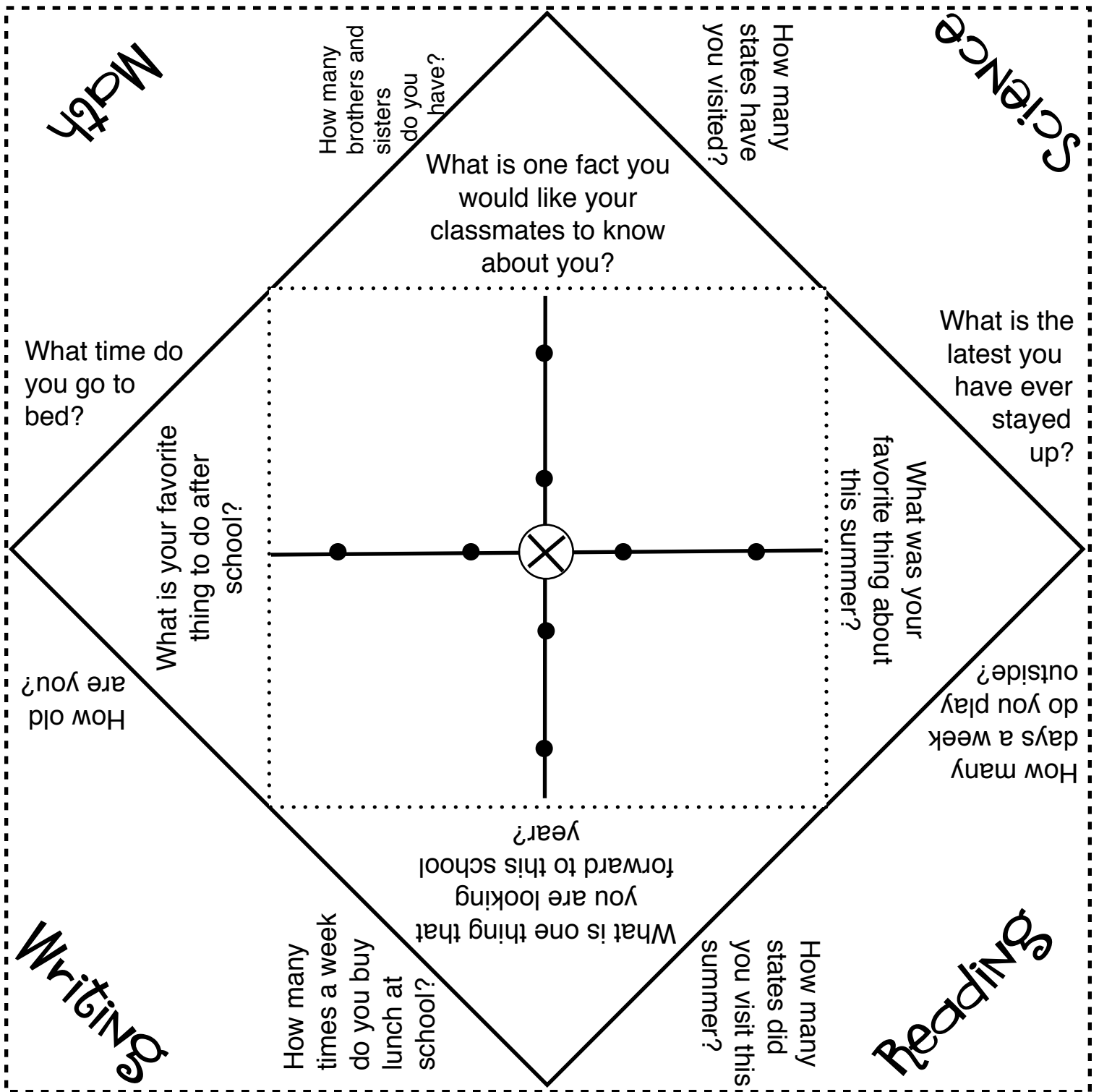
\_\_\_\_\_

\_\_\_\_\_





\_\_\_\_\_

Favorite Things

Food _____	Sport _____
Book _____	Food _____
TV Show _____	Game _____
Movie _____	Color _____



**Getting to Know You Fortune Fish Directions**

1. Cut along the dashed line so you have a square. - - - - -
2. Fold the solid lines that look like this  under (so the flap is on the back, blank side, of the page).
3. Fold the dotted lines that look like this  over (the corners meet in the circle with an x in it). 
4. Crease and unfold the solid dotted lines that look like this 
5. Insert your fingers into the pockets and “pop” out your fortune fish so it is 3-D!